
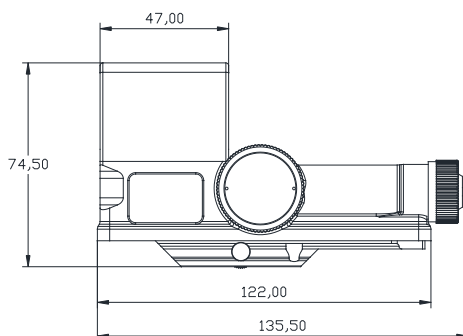
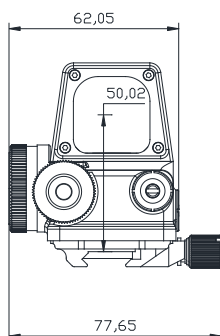


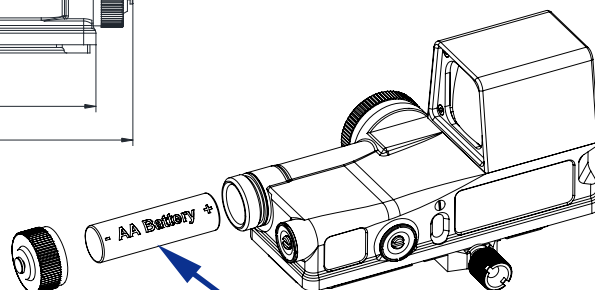
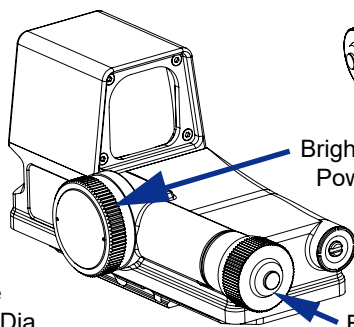
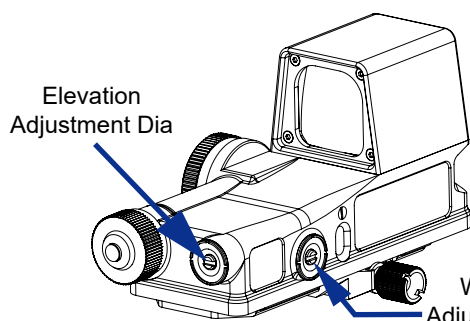
PRODUCT MANUAL



DIMENSIONS



Dimensions measured in mm.



Alkaline AA battery or
14500 Lithium battery
(+) facing inside

Brightness Adjustment

The red dot provides 12 levels of visible and 3 levels of night vision brightness adjustment. Turning the brightness knob anywise from the "0" position can adjust the illumination brightness.

Power Saving Mode

When the built-in motion sensor detects no movement for one hour, the device will automatically turn off the LED to save battery power. The LED keeps blinking for 15 minutes before the power save mode activates. Any movement can abort it and the device resumes to normal state.

Battery Type

AA battery, 1.5 V Alkaline battery and 1.2 V rechargeable battery is recommended.

14500 Lithium rechargeable battery, 3.2 V ~ 4.2 V is acceptable.

(To prevent battery leakage, we strongly recommend removing the battery from the device when it will not be used for a long time.)

SPECS

Length x Width x Height	135.5 x 77.7 x 74.5 mm (5.33 x 3.06 x 2.93 inch)
Reticle Color	Red
Illumination Source	LED
Adjustment	1 MOA Per Click
Shock Proof	Acceleration 1000 G with 3.8 Hz and 10 times
Housing Material	6061-T6 Aluminum
Weight (battery not included)	353 g (12.5 oz.)
Power Source	1x AA Battery or 14500 Lithium Battery

Magnification	1x
Exit Pupil Dia.	30 mm
Parallax Setting	100 yds
Eye Relief	Unlimited
Windage Elevation (Up Down)	40 MOA - 40 MOA
Windage Elevation (Right Left)	40 MOA - 40 MOA
Type of Reticle	Military
Lens Coating	Fully Multicoated